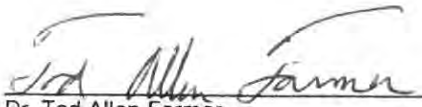


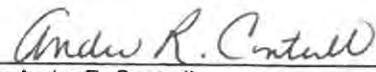
**WEATHERFORD COLLEGE
PRELIMINARY REPORT OF INVESTMENTS
August 31, 2019**

	<u>Money Market</u>	<u>CD's</u>	<u>Total</u>
Unrestricted	\$ 2,042,565.35	\$ 25,346,321.36	\$ 27,388,886.71
Restricted	508,181.13	2,537,111.68	3,045,292.81
Carter Endowment	10,163.60	1,370,040.31	1,380,203.91
2012 Revenue Bonds	-	578,461.46	578,461.46
2016 Limited Tax Refunding Bonds	-	1,319,298.07	1,319,298.07
	<u>2,560,910.08</u>	<u>31,151,232.88</u>	<u>33,712,142.96</u>


The investment of Weatherford College's funds as described above is in compliance with the investment policy and strategy of Weatherford College.



 Dr. Tod Allen Farmer
 President



 Dr. Andra R. Cantrell
 Executive V.P. for Financial and Administrative Affairs



 Rebecca DePuy
 Controller

**WEATHERFORD COLLEGE
PRELIMINARY REPORT OF INVESTMENTS
AUGUST 31, 2019**

Investment	Number	Closing Balance May 31, 2019	Closing Balance August 31, 2019	Changes in Current Value	Opening Date	Maturity Date	Interest Rate
Money Market Accounts							
Prosperity Bank							
Unrestricted	218082740	5,528,154.16	2,042,565.35	(3,485,588.81)	09/25/18		1.40%
Total Unrestricted		\$ 5,528,154.16	\$ 2,042,565.35	\$ (3,485,588.81)			
Restricted	218082740	505,777.50	508,181.13	2,403.63	09/25/18		1.40%
Total Restricted		\$ 505,777.50	\$ 508,181.13	\$ 2,403.63			
Carter Endowment	218082740	10,115.53	10,163.60	48.07	09/25/18		1.40%
Total Carter Endowment		\$ 10,115.53	\$ 10,163.60	\$ 48.07			
Total All Money Market Accounts		\$ 6,044,047.19	\$ 2,560,910.08	\$ (3,483,137.11)			
 Certificates of Deposit							
Prosperity Bank							
Unrestricted	203000085	25,223,270.14	25,346,321.36	123,051.22	09/28/18	03/27/19	2.00%
Total Unrestricted		\$ 25,223,270.14	\$ 25,346,321.36	\$ 123,051.22			
Restricted	203000085	2,524,794.52	2,537,111.68	12,317.16	09/28/18	03/27/19	2.00%
Total Restricted		\$ 2,524,794.52	\$ 2,537,111.68	\$ 12,317.16			
Carter Endowment	203000085	1,363,389.04	1,370,040.31	6,651.27	09/28/18	03/27/19	2.00%
Total Carter Endowment		\$ 1,363,389.04	\$ 1,370,040.31	\$ 6,651.27			
2012 Revenue Bonds	203000085	575,653.15	578,461.46	2,808.31	09/28/18	03/27/19	2.00%
Total 2012 Revenue Bonds		\$ 575,653.15	\$ 578,461.46	\$ 2,808.31			
2016 Limited Tax Refunding Bonds	203000085	1,312,893.15	1,319,298.07	6,404.92	09/28/18	03/27/19	2.00%
Total 2016 Limited Tax Refund. Bonds		\$ 1,312,893.15	\$ 1,319,298.07	\$ 6,404.92			
Total All Certificates of Deposit		\$ 31,000,000.00	\$ 31,151,232.88	\$ 151,232.88	09/28/18	03/27/19	2.00%
 Securities							
Carter Endowment							
Passport Money Market		-	-	0.00			
Fed Nat'l Mtg (2022)		-	-	0.00			
Total Securities		\$ -	\$ -	\$ -			
TOTAL INVESTMENTS		\$ 37,044,047.19	\$ 33,712,142.96	\$ (3,331,904.23)			